

# UNC System Base Budget

**Joint Appropriations Subcommittee on Education**

**February 10, 2011**



**FISCAL RESEARCH DIVISION**  
A Staff Agency of the North Carolina General Assembly

## **Presentation Overview**

- System Composition
- Budget
  - Revenues (including tuition)
  - Expenditures and cost drivers
- Graduation Rates

# System Composition



## System Composition

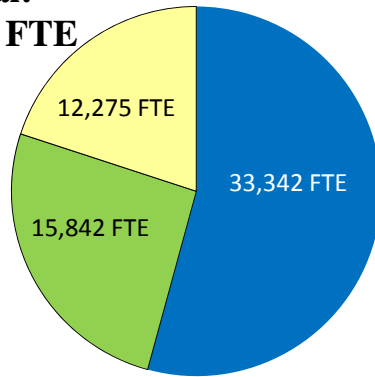
- 16 universities
- 1 residential high school
- Statewide agricultural extension service
- Statewide system of medical residency training
- UNC Healthcare system
- Multiple affiliated institutions



## **UNC Staff and Faculty**

All Funds, as of Dec. 2009\*

**Total:**  
**61,459 FTE**



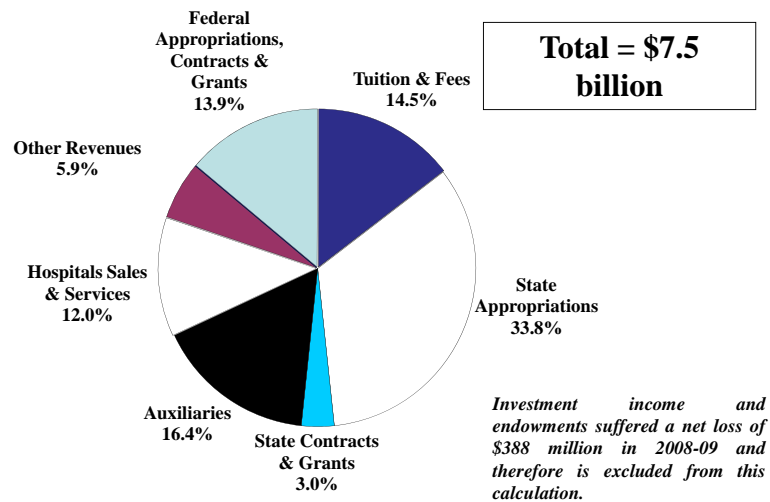
- SPA Employees  
(45% General Fund Supported)
- EPA Faculty  
(91% General Fund Supported)
- EPA Non-faculty  
(41% General Fund Supported)

\*More recent data not yet available

## **Revenue**

## **2008-09 UNC Summary – Revenues**

(excludes capital revenues)

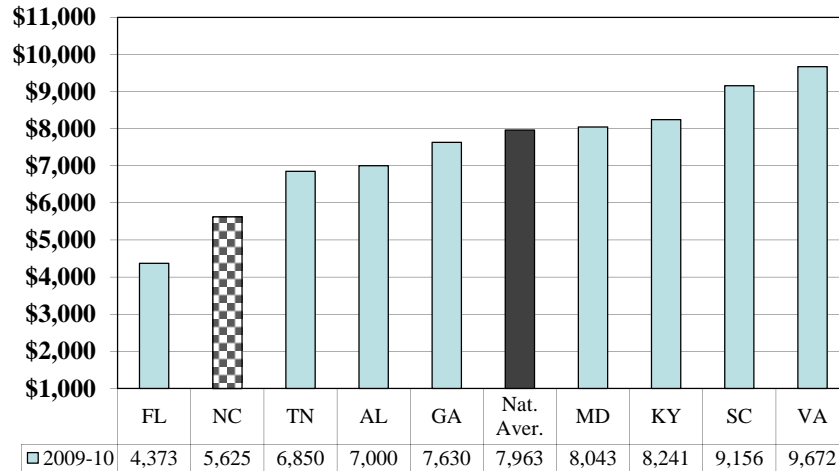


## **Tuition and Fees**

- Rates vary by campus and for residents and non-residents:
  - Lowest: Fayetteville State: \$3451 for NC residents
  - Highest: Chapel Hill: \$25,102 for non-residents
- All campuses saw increases for 2010-11.
- Tuition increases can be enacted by the General Assembly, or campus-initiated.

## **Tuition & Fees at Flagship Universities**

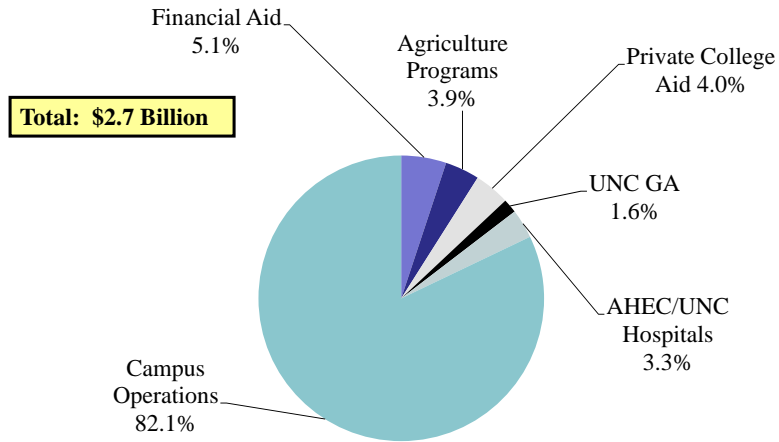
Undergraduate Residents, 2009-10



Source: Washington Higher Education Coordinating Board, Tuition and Fee Rates, A National Comparison, March 2010, Page 12.

## Expenditures

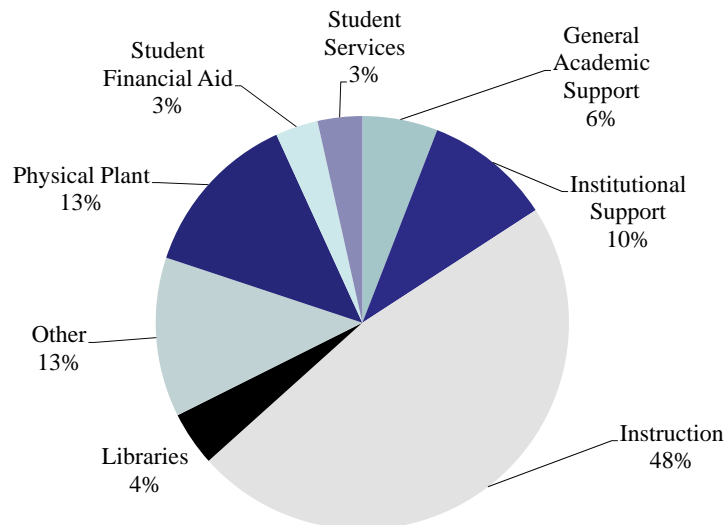
## FY 2010-11 State Appropriation



Source: FY 2010-11 BD307

## Campus Expenditure Budgets

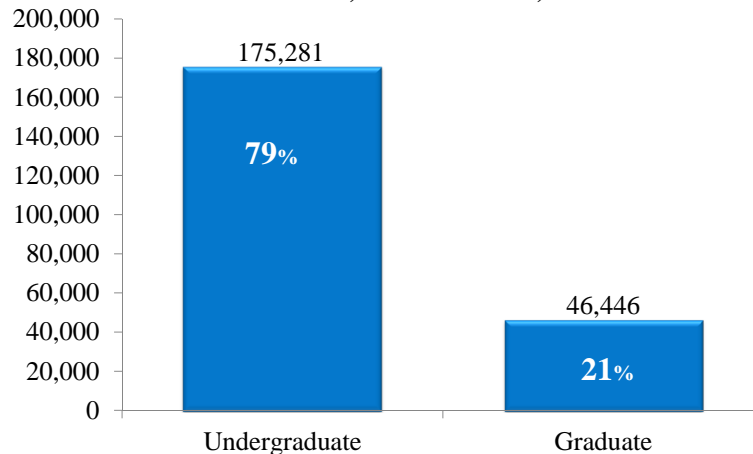
FY 2010-11 Certified Budget (\$ in Millions)



## Campus Budgets and Headcounts

Campus	Certified 2010-11 General Fund	Fall 2010 Student Headcount
NCSU (Academic Affairs Only)	418,528,222	34,376
Chapel Hill (Academic Affairs Only)	302,869,712	29,390
East Carolina University	292,046,046	27,783
UNC - Charlotte	198,625,756	25,063
UNC - Greensboro	171,469,905	18,771
Appalachian State University	146,186,028	17,222
UNC - Wilmington	104,916,561	13,071
NC A&T State University	103,432,797	10,795
North Carolina Central University	93,382,545	8,645
Western Carolina University	87,550,824	9,407
Winston-Salem State University	72,506,974	6,333
UNC - Pembroke	60,010,797	6,944
Fayetteville State University	59,275,730	5,781
UNC - Asheville	39,418,252	3,967
Elizabeth City State University	37,942,394	3,307
School of the Arts (excludes high school students)	27,341,296	872
<b>Total</b>	<b>\$2,215,503,839</b>	<b>221,727</b>

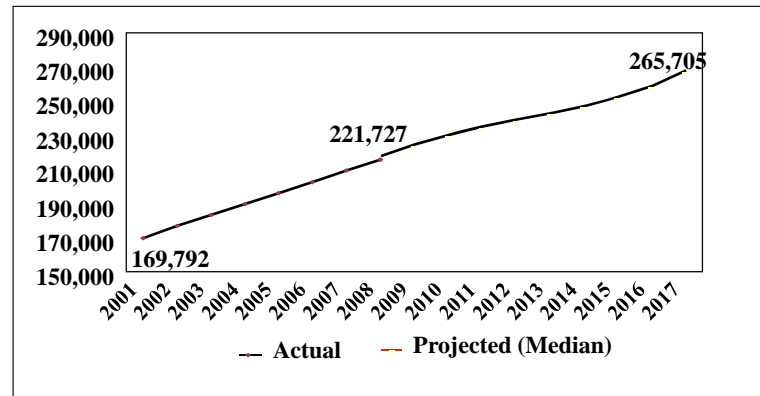
### Student Headcount\*, Fall 2010: 221,727 Students



\*Excludes high school students at the School of Science & Math and School of the Arts

Source: UNC General Administration, Feb. 2011

## **UNC Fall Headcount Enrollment**



Source: UNC-General Administration

## **Enrollment Growth**

- Enrollment growth funding model in use since 1998
  - Funds regular term and distance education estimated student credit hours by campus
  - Excludes UNC of the Arts, Science & Math, and professional schools (funded on FTE basis)
  - Excludes summer school, noncredit courses, or distance education classes delivered outside of NC to nonresident students
- General Assembly funded \$59.1 million for enrollment growth for FY 2010-11



## **Enrollment Growth**

- In 2008, General Assembly directed Program Evaluation Division to study the enrollment growth funding model/formula
- PED's 2010 report recommendations:
  - Modify the existing enrollment change funding formula and standardize the enrollment projection process
  - Develop policies for enrollment change funding decisions
  - Submit annual performance reports
  - Implement performance-based funding

## **Facility Reserves**

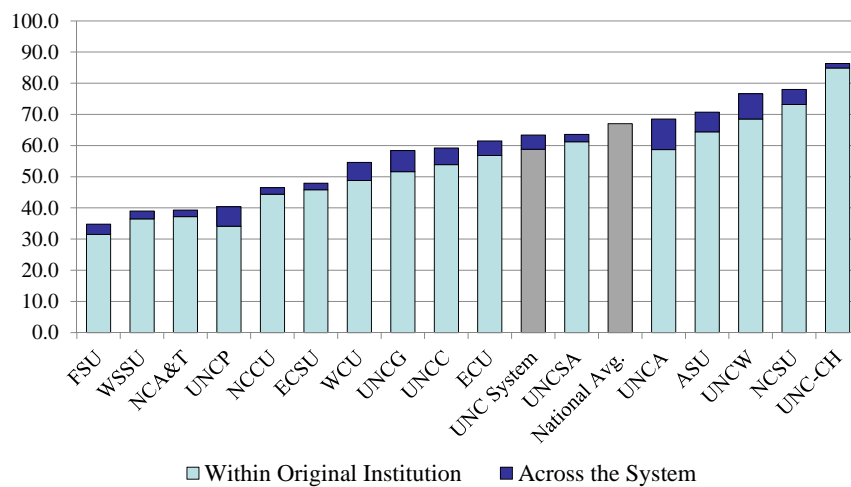
- Funds to operate and maintain new and renovated facilities.
- The FY 2010-11 budget included \$24 million for facility reserves
- A model is used to determine the cost of maintaining and operating new and renovated facilities

## Facility Reserve Model

- |   |  |
|---|--|
| <ul style="list-style-type: none"> <li>▪ <b>Personnel</b> <ul style="list-style-type: none"> <li>– Housekeeping</li> <li>– Mechanical and trade techs</li> <li>– Police</li> <li>– EHS techs</li> <li>– IT support</li> </ul> </li> <li>▪ <b>Supplies</b> <ul style="list-style-type: none"> <li>– Housekeeping</li> <li>– Repair</li> <li>– Police</li> <li>– IT</li> </ul> </li> <li>▪ <b>Utilities</b></li> <li>▪ <b>Moving Costs</b></li> </ul> | <ul style="list-style-type: none"> <li>▪ <b>Maintenance Contracts</b> <ul style="list-style-type: none"> <li>– Elevators</li> <li>– Pest Control</li> <li>– Garbage Removal</li> <li>– Fire Alarm/Sprinkler System</li> <li>– Uniforms</li> <li>– Chillers</li> </ul> </li> <li>▪ <b>Insurance</b> <ul style="list-style-type: none"> <li>– Real Property</li> <li>– Vehicles</li> </ul> </li> <li>▪ <b>Equipment &amp; Communications</b> <ul style="list-style-type: none"> <li>– Vehicles</li> <li>– Other</li> </ul> </li> </ul> |
|---|--|

## Graduation Rates

Six-Year Graduation Rates (Percentage) by Institution, Fall 2003 Cohort



# Questions?



## Appendices

- FY 2010-11 Budget Adjustments
  - Includes money items from the 2010 Appropriations Act
  - Does not include continuation budget changes or money items from the 2009 session
  
- FY 2010-11 Undergraduate Tuition and Fee Schedule



## NCGA Budget Adjustments – FY 2010-11

<b>Total Budget Approved 2009 Session</b>	<b>\$2,656,552,008</b>
Management Flexibility Reduction	(\$70,000,000)
Repeal of Nonresident Athletic Full Scholarship Tuition Waiver	(\$9,432,978)
HMCUC Funds Transfer	(\$527,212)
UNC Advertising Reduced	(\$2,500,000)
Distance Education Reserve Eliminated	(\$651,483)
UNC-TV Utilities Reduction	(\$410,863)
Aid to UNC Hospitals Reduced	(\$8,000,000)

## NCGA Budget Adjustments – FY 2010-11

Professional Development Grants Eliminated	(\$63,635)
Enrollment Growth	\$5,636,814
Tuition Repeal	\$34,776,301
Need-Based Financial Aid	\$8,195,517
Building Reserves Restored	\$24,005,142
UNC High School Funding Restored	\$282,016
University Cancer Research Fund	\$600,000
ECU Dental School Operations	\$6,000,000
Energy Production Infrastructure Center (EPIC)	\$3,000,000

### NCGA Budget Adjustments – FY 2010-11

ASU College of Health Sciences and Allied Professions	\$500,000
NC A&T/UNC-G Joint School of Nanoscience and Nanoengineering	\$1,000,000
NC A&T State University College of Engineering	\$1,000,000
NC State University College of Engineering	\$3,000,000
Distinguished Professor Endowment Fund	\$3,500,000
Institute for Emerging Issues Fellows Program	\$309,000
CASTLE	\$550,000
Coastal Wave Energy Research	\$2,000,000

### NCGA Budget Adjustments – FY 2010-11

Veterinary Medicine Clinical Teaching and Research Fund	\$200,000
Aid to Private College Students	\$4,551,764
National Guard Tuition Assistance Program Transfer	\$1,862,815
NC Research Campus at Kannapolis	\$1,000,000
<hr/>	
<b>Total Adjustments</b>	<b>\$10,383,198</b>

Total Budget Approved 2009 Session	\$2,656,552,008
Total Adjustments	<b>\$10,383,198</b>
<b>Revised Total Budget, FY 2010-11</b>	<b>\$2,666,935,206</b>

**The University of North Carolina**  
**Tuition and Fees Applicable to All Regular Full-Time Undergraduate Students**  
**2010-11**

	<b>Tuition</b>		<b>General Fees</b>					<b>Debt Service Fee</b>	<b>Total Fees</b>	<b>Total Resident Tuition &amp; Fees</b>	<b>Total Nonresident Tuition &amp; Fees</b>
	<b>Resident</b>	<b>Nonresident</b>	<b>Athletics</b>	<b>Health Services</b>	<b>Student Activities</b>	<b>Educational and Tech.</b>	<b>Total General Fees</b>				
North Carolina State University	4,853.00	17,388.00	159.00	245.62	421.18	394.50	1,220.30	320.00	1,540.30	6,393.30	18,928.30
University of North Carolina at Chapel Hill	4,815.00	23,430.00	271.00	421.00	337.38	435.26	1,464.64	207.85	1,672.49	6,487.49	25,102.49
East Carolina University	2,881.00	14,955.00	526.00	230.00	593.00	202.00	1,551.00	318.00	1,869.00	4,750.00	16,824.00
North Carolina A & T State University	2,621.00	12,063.00	532.00	227.00	443.00	336.00	1,538.00	161.00	1,699.00	4,320.00	13,762.00
University of North Carolina at Charlotte	3,044.00	14,091.00	489.00	170.00	534.00	342.00	1,535.00	485.00	2,020.00	5,064.00	16,111.00
University of North Carolina at Greensboro	3,243.00	15,004.00	489.00	252.00	368.00	301.00	1,410.00	272.00	1,682.00	4,925.00	16,686.00
Appalachian State University	2,960.74	14,272.74	569.00	256.00	523.00	363.00	1,711.00	502.00	2,213.00	5,173.74	16,485.74
Fayetteville State University	2,129.00	12,593.00	450.00	115.00	411.00	251.00	1,227.00	95.00	1,322.00	3,451.00	13,915.00
North Carolina Central University	2,812.00	13,385.00	583.88	203.94	407.93	351.67	1,547.42	120.00	1,667.42	4,479.42	15,052.42
University of North Carolina at Pembroke	2,423.00	11,630.00	595.00	128.00	527.00	216.00	1,466.00	170.00	1,636.00	4,059.00	13,266.00
University of North Carolina at Wilmington	3,028.50	14,127.50	433.75	181.00	593.15	397.50	1,605.40	688.00	2,293.40	5,321.90	16,420.90
Western Carolina University	2,815.80	12,412.80	617.00	245.00	526.00	363.00	1,751.00	434.00	2,185.00	5,000.80	14,597.80
Winston-Salem State University	2,274.00	11,420.00	579.00	187.00	420.70	366.46	1,553.16	190.00	1,743.16	4,017.16	13,163.16
University of North Carolina at Asheville	2,626.00	15,398.00	620.00	244.00	683.15	284.35	1,831.50	220.00	2,051.50	4,677.50	17,449.50
Elizabeth City State University	2,204.28	11,841.28	493.10	213.00	532.00	197.00	1,435.10	—	1,435.10	3,639.38	13,276.38
University of NC School of the Arts (1)	4,307.00	16,665.00	N/A	701.00	623.00	400.00	1,724.00	200.00	1,924.00	6,231.00	18,589.00

(1) Does not include High School

\* In addition to the fees above, the Board also authorized a \$1 ASG fee which is not included in the total fees.

7/14/10